

myob

MYOB Exo Business

2026.1 Release Notes

May 2026

Contents

Introduction	3
Installation	4
Pre-Install Requirements	4
Other Requirements	4
Installing MYOB Exo Business	4
Post-Installation	5
Logging in to Exo Business	5
Updating the Exo Business Database.....	5
New Features	6
Multi-matching a transaction to GL entries	6
Rounding multi-matched transactions.....	7
Choosing who can approve rounded off transactions	9
Easier to select reconciliation transactions.....	10
Resolved Issues	11
Exo Business Core.....	11
Exo CRM	13
Exo Job Costing.....	13
New Profile Settings	14

Introduction

The 2026.1 release updates bank feeds so you can match one bank transactions to multiple existing GL entries. We've also made it more intuitive to select multiple transactions during bank reconciliation, and we've resolved issues identified in previous releases.

Installation

Pre-Install Requirements

Minimum system requirements for PCs running MYOB Exo Business components are detailed below. See the [Minimum System Requirements page](#) on the Exo Business Education Centre for details about the requirements and supported operating systems for MYOB Exo Business.

The performance of the Exo Business system is not assured if these requirements are not met. MYOB cannot assure performance if the Exo Business system is installed on a server that is already under load from other processes, or a RDBMS that is not suitable for an organization's volume of data.

Other Requirements

Certain features of MYOB Exo Business require one or more of the following:

- Internet access
- Microsoft Internet Explorer 7.0 or later
- Adobe® Acrobat Reader 7.0 or later

Microsoft Office connection requires Microsoft Word/Excel 2016.

Contact synchronisation requires Microsoft Outlook 2016.

This release of MYOB Exo Business requires **ExonetLib.dll** version 2020.2, which is installed with the application.

When installing manually with 64-bit Outlook integration, you must copy the file **RwEasyMAPI64.exe** from the **Supporting Files\RapWare** folder of the Exo Business DVD to the install directory. Register this file by running the following from a command prompt:

```
RwEasyMAPI64.exe /regserver
```

Note: The client installer does this automatically.

Installing MYOB Exo Business

Information on installing and upgrading MYOB Exo Business is available on the MYOB Exo Business Education Centre—see the following pages:

- [Installing Exo Business](#)
- [Installing Exo Business Services](#)

Post-Installation

Once you've installed MYOB Exo Business, you must configure it for use. You can optionally migrate data into Exo Business from another MYOB product. The configuration and migration processes are detailed in the *MYOB Exo Business Implementation Guide*.

Logging in to Exo Business

New MYOB Exo Business databases are installed with one or more default user accounts. When logging in to Exo Business for the first time, you must supply the following login details:

For a new blank database (EXO_LIVE):2

- Default admin user = ExoAdmin
- Default admin password = ExoAdmin

For the demonstration database (EXO_DEMO):

- Default admin user = ExoAdmin
- Default admin password = ExoAdmin
- Default demo user = demo
- Default demo password = DEMO

Note: Passwords are case-sensitive, but login names aren't.

Updating the Exo Business Database

If you are upgrading from 2020.2 or later, the database upgrade process is trivial as nearly all of the changes are to the user interface.

If however, you are upgrading from a version of MYOB Exo Business before release 2019.4.1, the database conversion process makes extensive changes to align with new database technologies. In Exo Business 2019.4.1, we added Unicode support to the Exo Business user interface which involved changing the database to support Unicode.

You'll need to run the database update utility to apply the changes. While the process to update Exo Business hasn't changed, there is an additional step to convert columns in the database to their Unicode equivalents.

Before updating client databases, partners **must** read the [MYOB Exo Business 2019.4.1 Upgrade - Unicode Database Conversion](#) whitepaper. The whitepaper details steps that you must carry out before performing the update.

Note: Prior to updating to Exo Business 2020.3, you must backup the database. The changes that the update makes to the database schema cannot be undone.

New Features

Multi-matching a transaction to GL entries

Note: For details on setting up multi-matching, [see our online knowledge base](#).

You can now match one bank transaction to multiple existing general ledger entries.

On the **Bank Feeds** screen in MYOB Exo Finance, click **Find** on a bank transaction to open the new **Matching Selection** window. Here, you can select all the GL entries that match the bank transaction.

EF Matching Selection

File Help

Match Cancel

Bank Transaction

13.02.2026 Creditor Pymnt - 15. TELECOM Creditor Pymnt - 15. TELECOM \$956.25

Search Criteria

Amount From: \$0.00 To: \$957.24 Text Search:


Dated From: 03.02.2026 To: 23.02.2026 Search Reset Filters

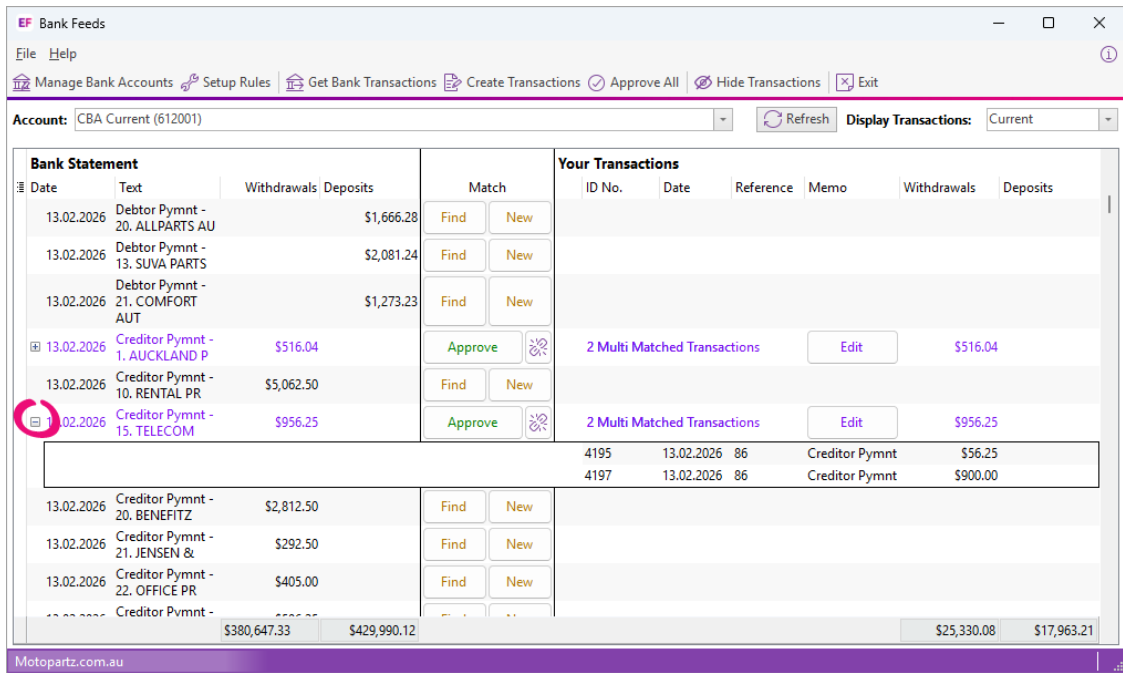
<input type="checkbox"/>	Src	Id No.	Date	Description	Reference	Withdrawal
<input type="checkbox"/>	GL		06.02.2026	10. RENTAL PROPERTIES	3213465	\$10.00
<input type="checkbox"/>	GL		06.02.2026	Creditor Pymnt - 1. AUCKLAND P		\$10.00
<input type="checkbox"/>	GL		06.02.2026	Creditor Pymnt - 1. AUCKLAND P		\$10.00
<input checked="" type="checkbox"/>	GL		13.02.2026	Creditor Pymnt - 15. TELECOM	86	\$56.25
<input checked="" type="checkbox"/>	GL		13.02.2026	Creditor Pymnt - 15. TELECOM	86	\$900.00

(2) Items Selected

Bank Amount: \$956.25
Selected Total: \$956.25
Difference: \$0.00

Motopartz.com.au

After a bank transaction has been multi-matched, you can see which the matched GL entries by clicking the plus icon  on the left.

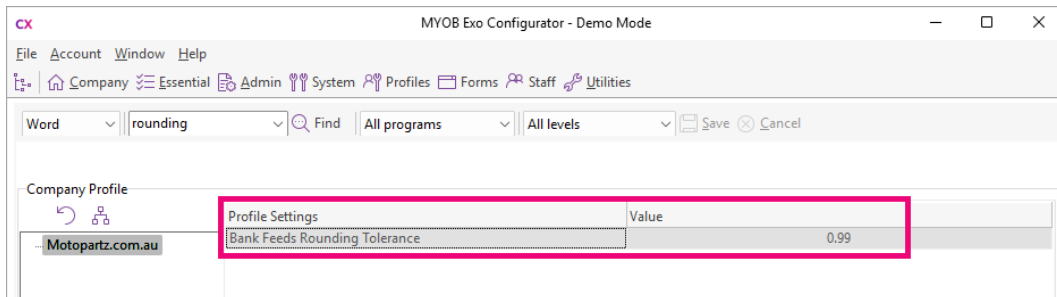


The screenshot shows the 'Bank Feeds' window for 'CBA Current (612001)'. It displays a table with 'Bank Statement' and 'Your Transactions' columns. A transaction on 13.02.2026 for 'Creditor Pymnt - 15. TELECOM' with a value of \$956.25 is highlighted. A red circle highlights a plus icon in the left margin of this row. Below the main table, a detailed view shows two transactions: ID 4195 for \$56.25 and ID 4197 for \$900.00, both dated 13.02.2026 with reference 86.

Bank Statement		Match		Your Transactions							
Date	Text	Withdrawals	Deposits			ID No.	Date	Reference	Memo	Withdrawals	Deposits
13.02.2026	Debtor Pymnt - 20. ALLPARTS AU		\$1,666.28	Find	New						
13.02.2026	Debtor Pymnt - 13. SUVA PARTS		\$2,081.24	Find	New						
13.02.2026	Debtor Pymnt - 21. COMFORT AUT		\$1,273.23	Find	New						
13.02.2026	Creditor Pymnt - 1. AUCKLAND P	\$516.04		Approve		2 Multi Matched Transactions			Edit	\$516.04	
13.02.2026	Creditor Pymnt - 10. RENTAL PR	\$5,062.50		Find	New						
13.02.2026	Creditor Pymnt - 15. TELECOM	\$956.25		Approve		2 Multi Matched Transactions			Edit	\$956.25	
						4195	13.02.2026	86	Creditor Pymnt	\$56.25	
						4197	13.02.2026	86	Creditor Pymnt	\$900.00	
13.02.2026	Creditor Pymnt - 20. BENEFITZ	\$2,812.50		Find	New						
13.02.2026	Creditor Pymnt - 21. JENSEN &	\$292.50		Find	New						
13.02.2026	Creditor Pymnt - 22. OFFICE PR	\$405.00		Find	New						
		\$380,647.33	\$429,990.12							\$25,330.08	\$17,963.21

Rounding multi-matched transactions

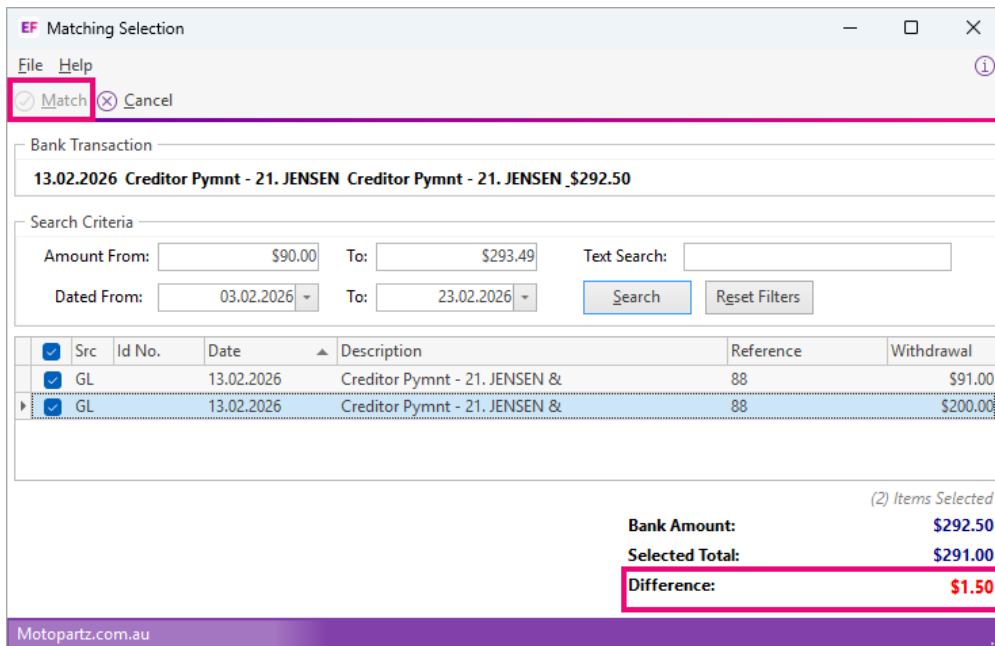
When GL entries don't equal a bank transaction amount exactly, you can still match them by rounding the GL entries up or down. You can choose the maximum difference that can be rounded by using the new company profile setting: **Bank Feeds Rounding Tolerance**.



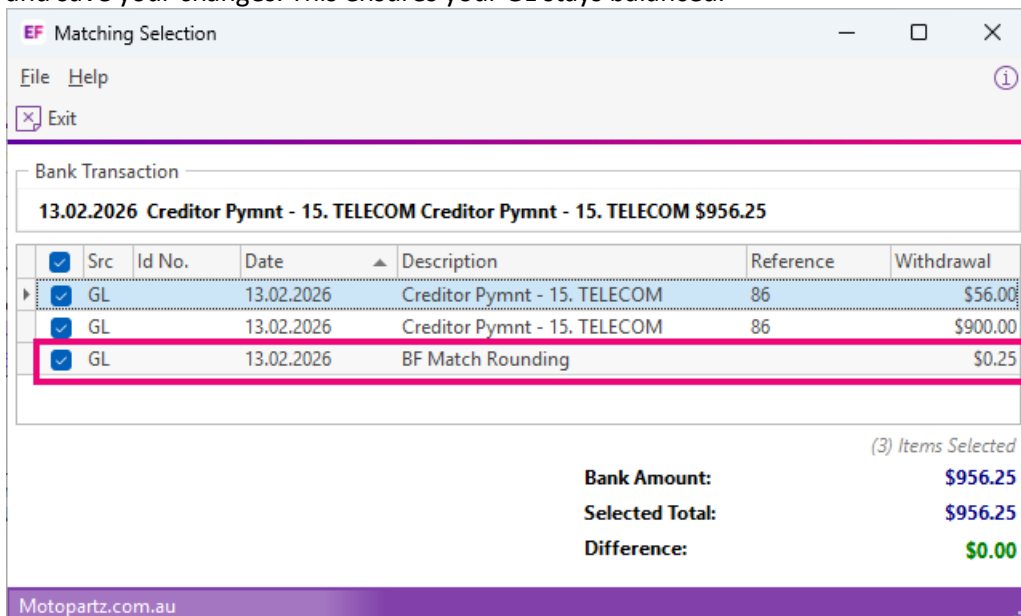
The screenshot shows the 'MYOB Exo Configurator - Demo Mode' window. The 'Company Profile' section is open, and a table lists profile settings. The 'Bank Feeds Rounding Tolerance' setting is highlighted with a red box and has a value of 0.99.

Profile Settings	Value
Bank Feeds Rounding Tolerance	0.99

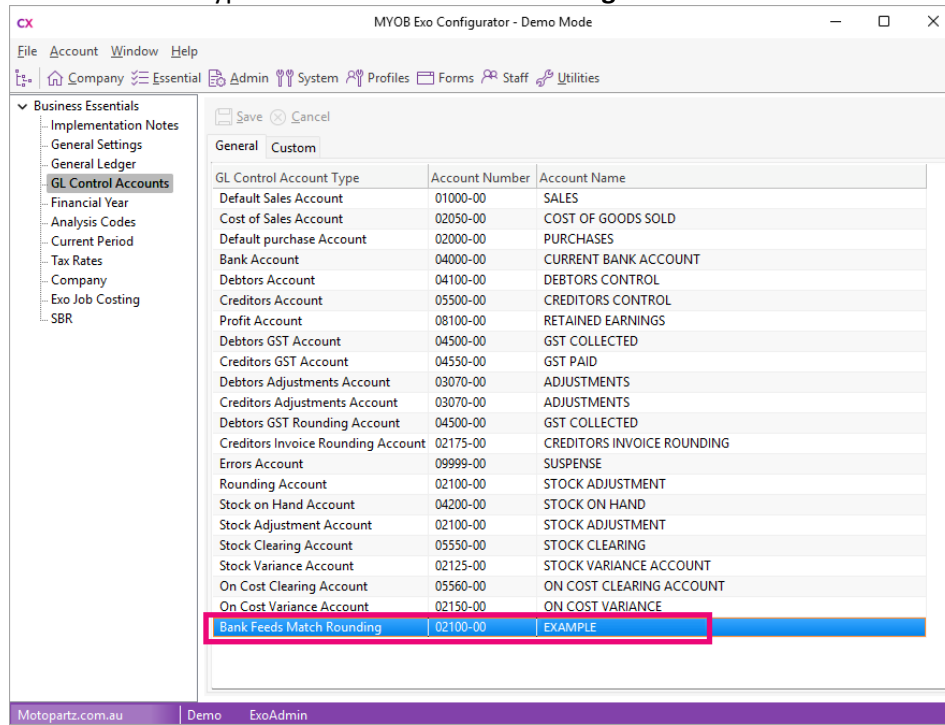
If GL entries are within the rounding tolerance, the **Difference** is displayed with green text. If they are outside the rounding tolerance, the **Difference** is displayed in red text, and you can't match them.



To cover the difference, a rounding transaction is created after you reconcile the transactions and save your changes. This ensures your GL stays balanced.

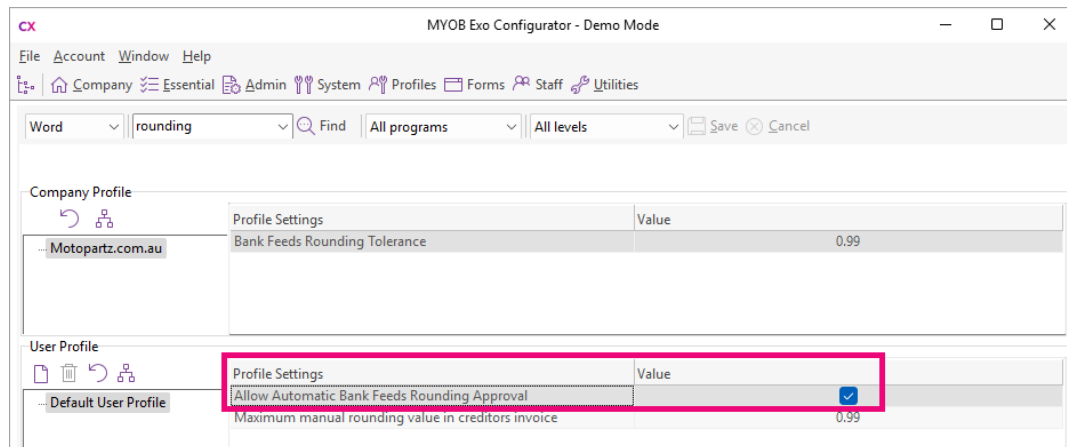


You can choose which GL account these transactions are posted to by setting the new GL control account type: **Bank Feeds Match Rounding**.



Choosing who can approve rounded off transactions

For a user to be able to approve rounding adjustments, their user profile must have the new **Allow Automatic Bank Feeds Rounding Approval** profile setting enabled. This helps prevent accidental approvals and gives you better oversight of which multi-matched transactions are approved.



Easier to select reconciliation transactions

We've made the **Bank Reconciliation** details screen more intuitive when selecting multiple GL transactions:

- Checkboxes are now located on the left, like other Exo screens.
- You can now select multiple lines by clicking the checkbox on the left, without having to hold the **CTRL** key.
Keyboard shortcuts still work, so you can hold **CTRL** or **Shift** keys when clicking if you prefer.
- The select-all checkbox in the header row has been removed.

The screenshot displays the 'Bank Reconciliation' window. At the top, it shows the 'GL bank account' as '04000-00. CURRENT BANK ACCOUNT', 'Reconciliation no: 14', and 'Mode: VIEW'. Below this, there are summary fields for 'GL Balance as at 13.02.2026' (45,914.52), 'Bank Statement Opening Balance' (61,592.29), and 'Bank Statement Closing Balance (at 13.02.2026)' (107,700.59). The 'Reconciliation Type' is set to 'Bankfeed' and 'Locked' is unchecked.

Two tables are shown side-by-side for reconciliation:

Unreconciled GL Transactions as at 13.02.2026					Unreconciled Items from the Bank Statement					
	Seq no	Date	Cheque no	Details	Amount	Date	Cheque no	Details	Amount	
<input type="checkbox"/>	3505	24.12.2025	144852	BANK	(3,750.00)	<input type="checkbox"/>	22/05/2025	1 Creditor Pymnt - 15. TELECOM	332.59	
<input type="checkbox"/>	3204	03.02.2026		0. MARTIN BOWDEN	32.86	<input type="checkbox"/>	06/02/2026	3213465 10. RENTAL PROPERTIES	10.00	
<input type="checkbox"/>	2966	04.02.2026		0. ESTER BALL	227.53	<input type="checkbox"/>	06/02/2026	1 1. AUCKLAND PART MART	251.54	
<input checked="" type="checkbox"/>	3210	05.02.2026		0. MONIE FARLOW	83.15	<input type="checkbox"/>	23/03/2025	Debtor Pymnt - 0. CASH SALES	(74.80)	
<input checked="" type="checkbox"/>	3214	05.02.2026		0. FRED DALLON	83.15	<input checked="" type="checkbox"/>	28/03/2025	Debtor Pymnt - 0. CASH SALES	(83.15)	
<input type="checkbox"/>	3218	06.02.2026	3213464	16. TIMOTHY JACKSM...	210.98	<input type="checkbox"/>	28/03/2025	Debtor Pymnt - 0. CASH SALES	(77.46)	
<input type="checkbox"/>	3228	06.02.2026		0. JOHN EDEN	227.53	<input checked="" type="checkbox"/>	26/03/2025	Debtor Pymnt - 0. CASH SALES	(83.15)	
<input checked="" type="checkbox"/>	3232	06.02.2026		0. AUSTIN MARTON	346.95	<input type="checkbox"/>	28/03/2025	Debtor Pymnt - 0. CASH SALES	(37.87)	
<input type="checkbox"/>	3436	06.02.2026	001215	VAN PURCHASE	(15,000.00)	<input type="checkbox"/>	05/03/2025	Debtor Pymnt - 0. CASH SALES	(77.45)	
<input type="checkbox"/>	3670	06.02.2026	646565	11. AUTOBITS UK CAR ...	(7,812.50)	<input checked="" type="checkbox"/>	06/03/2025	Debtor Pymnt - 0. CASH SALES	(346.95)	
<input type="checkbox"/>	3686	06.02.2026	1	BRANCH 0	10.00	<input type="checkbox"/>	10/03/2025	Debtor Pymnt - 0. CASH SALES	(12.00)	
<input type="checkbox"/>	3688	06.02.2026	1	BRANCH 0	0.00	<input type="checkbox"/>	11/03/2025	Debtor Pymnt - 0. CASH SALES	(10.11)	
<input type="checkbox"/>	3692	06.02.2026	111111	Debtor Pymnt - 2. ALL...	10.00	<input type="checkbox"/>	12/03/2025	010548 Debtor Pymnt - MARK LAWRE...	(3,039.55)	
Total:					130,235.29					
Selected:					513.25	Unreconciled total:		(47,064.55)	Total:	(46,108.30)
								Selected:	(513.25)	

The bottom of the window shows the website 'Motopartz.com.au'.

Resolved Issues

Exo Business Core

Service Request ID	Description
CE00056360 CE00056471	When adding a multiple paragraph narrative to a sales order, there was no scroll bar to let you easily view the whole narrative. To resolve this, we've added a scroll bar to the New Narrative window.
CE00054496 CE00054829	When a purchase order was emailed from the PO Search screen, no history event was recorded. This has been resolved.
CE00051788 CE00052639	When moving multiple timesheet lines or other job costs to another job, all lines used a single new date. This has been resolved. Now, dates are now kept the same if possible and you're only prompted for a new date if it's required.
CE00059563 CE00059700	On the Analytics Setup Budgets screen, you could not edit monthly budget values because the Edit option was missing and double-clicking rows did nothing. This has been resolved.
CE00061702 CE00061986	If sub-jobs were included when generating purchase orders, all PO lines were incorrectly assigned to the master job. This has been resolved.
CE00053060 CE00052384 CE00053707	While running MYOB Exo Business as an administrator, sending an email via Outlook could cause an error: "Cannot connect to Outlook from an elevated (administrator) process, or if Outlook is running elevated". This has been resolved. Now, instead of an error, you get a warning that emailing while running Exo as an administrator can cause issues with Outlook.
CE00046281	For inwards goods (IWG) receipts, extra field values from a previously saved receipt could incorrectly carry over to new receipts, instead of resetting to blank or their table defaults. This has been resolved
N/A	In Business Alerts , email actions for job costing, debtor invoicing and sales orders sometimes left staff email parameters blank, so alerts did not populate the intended recipient addresses. This has been resolved.
CE00055689 CE00055810	If you got a negative stock warning on the Works Orders form, the warning named the correct component, but the Exo Business didn't automatically highlight the component in the list. This has been resolved.

Service Request ID	Description
CE00056248 CE00056332	Work orders with a production date in a prior month were incorrectly assigned to the current period, causing stock transactions to post to the wrong period and misaligning stock and GL reporting. This has been resolved.
N/A	If a business alert was set up to trigger when an extra field was edited, the alert could incorrectly check the old value of the field instead of the new value. This has been resolved.
CE00060396 CE00060331	Business alert blocking rules were not triggering when copying sales orders and purchase orders. Instead, the business alert was only triggering when saving the copy. This has been resolved.
CE00006742	Business alerts for line-based record conditions were incorrectly evaluating only the first line of a transaction. This has been resolved.
CE00013728	Authorisation limits were not applied to a purchase order raised as a quote and then converted to an order. This caused orders over a user's limit to remain Not Processed instead of moving to Awaiting Authorisation . This has been resolved.
CE00060847 CE00061245	Running a Sales Analysis Designer report with blank selection criteria while grouping by SKU caused a SQL truncation error and prevented the report from previewing. This has been resolved.
N/A	In some cases, dashboard grid widgets such as WIP Stock (Grid) did not display all columns or showed an SQL "Field name missing" error when the underlying query used duplicate column names or unnamed calculated fields.
CE00063731 CE00063747	After using Quick Supply with a Sales Order Release Quantity profile enabled, the Sales Order window would stay open in a split view instead of closing. This has been resolved.
CE00064517 CE00064747	In some master Clarity stock sales reports, the Margin % was calculated and displayed incorrectly. This has been resolved.
CE00064884	When saving a new contact, the postal address was copied into and overwrites the delivery address. This has been resolved.
CE00063586	Previewing a bank feed rule could take a long time, because all transactions from all accounts were being included. To improve preview load time, inactive accounts are now excluded and only recent transactions are used.

Exo CRM

Service Request ID	Description
CE00062574 CE00062722	On the CRM Opportunity form, multiple quote options were shown in single row, forcing you to scroll to see all the options. This has been resolved. Now, all quote options are visible without needing to scroll.
CE00050922	In Task Scheduler , errors could occur when dragging and dropping recurring appointments, either "Access violation" or "Record not found or changed by another user." This has been resolved.

Exo Job Costing

Service Request ID	Description
CE00049114	Overriding a quote total or invoice total could produce incorrect line totals when discounts were applied in tax-exclusive mode. This has been resolved.
CE00027414	When opening a master job with sub-jobs, the Job Details form opened to the Sub Jobs tab instead of the Details tab. This has been resolved.

New Profile Settings

Name	Profile Name	Level	Description
Bank Feeds Rounding Tolerance	BANKFEEDS_ROUNDING_TOLERANCE	Company	Controls the rounding tolerance used to match bank feed transactions with your GL entries, helping to automatically reconcile small differences. Default value – 0.99
Allow Automatic Bank Feeds Rounding Approval	BANKFEEDS_ALLOW_ROUNDING	User	Determines whether a user is allowed to approve a Bank Feeds rounding transaction. When enabled, users can approve Bank Feeds rounding transactions. When disabled, approval of Bank Feeds transactions with rounding will be blocked for this user. Default value – N