

# MYOB Exo Employer Services

Australian Edition

2021.01

Release Notes



# Contents

Introduction	1
What's New in this Release? .....	1
Installation	2
Pre-Install Requirements .....	2
Installing Exo Employer Services .....	2
Check the Release .....	2
New Features	3
Tax and Compliance Updates .....	3
Changes to Tax Tables .....	3
Superannuation Updates .....	3
Changes to Child Support Deductions .....	4
ETP Changes .....	5
Inactive Users .....	6
Updates to the Pay Details View .....	6
Resolved Issues	7
Known Issues	8

# Introduction

## What's New in this Release?

The 2021.01 release contains compliance updates for the 2021–2022 payroll year. This release can be installed prior to 1 July 2021; compliance changes are not activated in the product until the relevant date.

The purpose of this document is to provide essential information on the installation and use of this release:

- The **Installation** section provides an overview of the installation process, including pre-installation requirements and post-installation steps.
- The **New Features** section describes all new features introduced in this release.
- The **Known Issues** section details any issues in this release that have been identified as requiring attention.

**Need assistance?** If you have any questions or you need assistance with installing this update, please contact your MYOB Accredited Business Partner. Alternatively, the answers to most common installation issues can be found on the MYOB Enterprise Knowledgebase at <http://myobexo.custhelp.com/>.

# Installation

## Pre-Install Requirements

Requirements for PCs running Exo Employer Services components are detailed in the Minimum System Requirements document, available on the [MYOB website](#).

## Installing Exo Employer Services

Information on installing and upgrading MYOB Exo Employer Services is maintained on the MYOB Enterprise Knowledgebase. See the following articles:

- [Upgrading MYOB Exo Employer Services Online](#)
- [Upgrading MYOB Exo Employer Services Manually \(Australia\)](#)
- [How do I run Network.exe?](#)

**Note:** Check the Known Issues section on page 8 for any known installation issues.

## Check the Release

After the installation is complete, the version numbers of all MYOB Exo Employer Services applications should be as follows:

Application	Version
MYOB Exo Employer Services	2021.01
MYOB Exo Payroll	2021.01
MYOB Exo Employee Information	2021.01
MYOB Exo Time and Attendance	2021.01
Runtime Files	09.00.0000.7423

To check that this release installed successfully, check that the versions displayed on the About window (**Help menu > About**) match the versions listed here.

# New Features

## Tax and Compliance Updates

The compliance changes and features introduced in Exo Employer Services 2021.01 are listed below.

Change/Feature	See
Changes to Tax Tables	page 3
Superannuation Updates	page 3
Changes to Child Support Deductions	page 4
ETP Changes	page 5

## Changes to Tax Tables

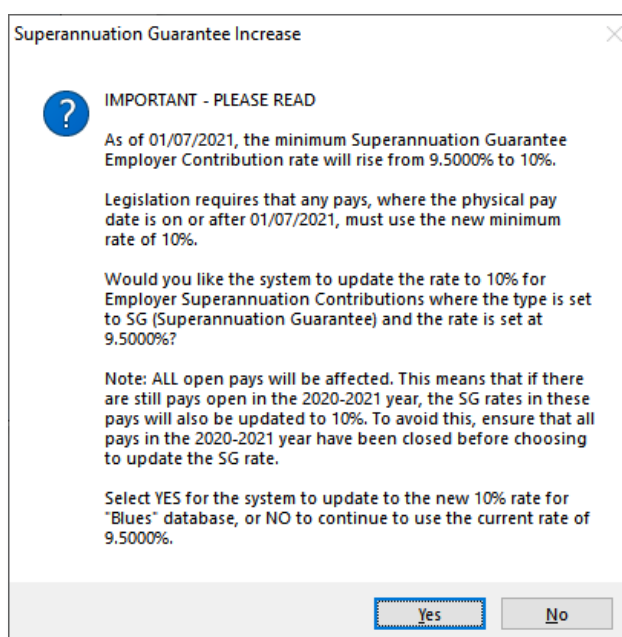
This release includes the PAYG tax tables for the 2021–2022 payroll year. MYOB Exo Payroll automatically applies the new rates and thresholds for pays with a Physical Pay Date on or after 1 July 2021.

**Note:** Full information on all tax tables is available on the ATO website at: <https://www.ato.gov.au/Rates/Tax-tables/>.

## Superannuation Updates

From 1 July 2021, the compulsory Superannuation Guarantee rate increases from 9.5% to **10%**. When creating a new superannuation with the “SG” contribution type, the default percentage is 10 if the system date is 1 July 2021 or later; otherwise it is 9.5.

When creating a pay from 1 July 2021, a warning message appears:



## New Features

Click **Yes** to update all open pays. If you click **No**, SG rates will stay as they are, and the warning will appear the next time you create a pay in the 2021–2022 financial year.

For employers who enforce the maximum earnings base for super guarantee contributions, the maximum super base quarterly amount has increased to **\$58,920** for the 2021–2022 financial year. Update the **Maximum Earnings Base** property to this amount on the Superannuation Maintenance window for all superannuations where the **Contribution Type** is “SG”. Any new Superannuations created in the 2021–2022 financial year will have their **Maximum Earnings Base** set to the new amount by default.

## Changes to Child Support Deductions

From 1 January 2021, the Child Support Protected Earnings Amount (PEA) changed as follows:

Frequency	Amount
Weekly	\$383.10
Fortnightly	\$766.20
Monthly	\$1,665.80

Any new Child Support Deductions created after the installation of this release will contain these values as defaults. MYOB Exo Payroll does not automatically update these amounts in existing Deductions, however; you must edit them on the Deductions Maintenance window for each Child Support Deduction (if you have not done so already):

Deduction Maintenance

Code: 4

Name: Child Support

☒ Post-Tax

Calculation Method: Fixed Dollar Amount

Amount:

Type: ☐ Normal ☒ Child Support ☐ PAYG

Protected Earnings Amount:

Per Week	Per Fortnight	Per Month
383.10	766.20	1665.80

Cost Centre: 2050 ... NSW/CHILD SUPPORT

STP Reporting Type: Non Reportable PSAR Type: None

☐ Historical Deduction

☐ Pay Deduction by Consolidated Direct Credit

BSB Number: Account: Reference:

Prev : F7 Next : F8 Find : F9 Add : F4 Delete : F6 Exit : Esc

The PEA values must be updated as shown for the first pay after 1 January 2021.

## ETP Changes

Employment Termination Payment (ETP) threshold amounts have changed as follows for the 2021–2022 financial year:

Amount	Old Value	New Value
ETP Cap	\$215,000	\$225,000
Base limit	\$10,989	\$11,341
Completed years service	\$5,496	\$5,672

New companies created in the 2021–2022 financial year will be given these values by default. For existing companies, you must edit the values on the Setup Payroll window at Payment setup > Termination Payments:

The screenshot shows the 'Setup Payroll' window with the 'Termination Payments' section selected. The left sidebar lists various setup categories, with 'Payment setup' expanded to show 'Termination Payments'. The main area displays the following settings:

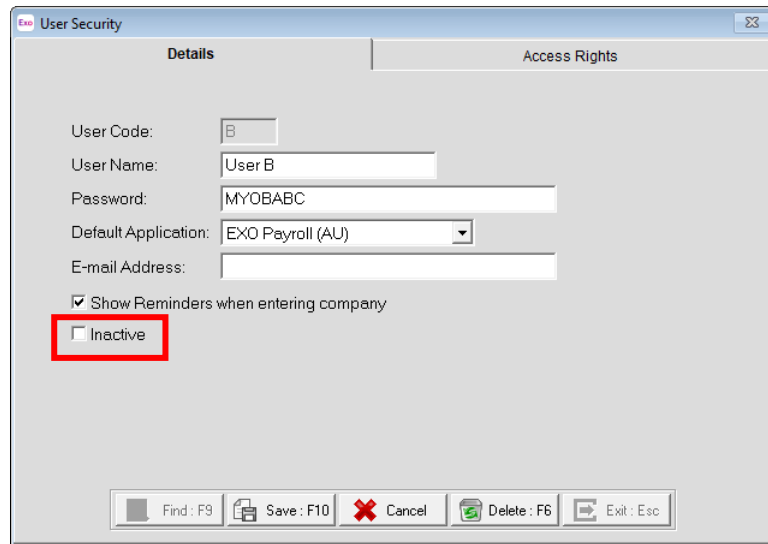
- ETP Cap:** 225000
- Redundancy / Early Retirement:**
  - Base limit:** 11341
  - Completed years service:** 5672

At the bottom, there are buttons for 'Save : F10' and 'Exit : Esc', and radio buttons for 'List view' and 'Tree view'.

## Inactive Users

This release adds the ability to mark users as inactive. Inactive users are not able to log in to Exo Employer Services, but remain in the system for auditing purposes.

A new **Inactive** tick box is available on the User Security window:



The screenshot shows the 'User Security' window with the 'Details' tab selected. The 'Inactive' checkbox is highlighted with a red box. The window contains the following fields and controls:

- User Code:
- User Name:
- Password:
- Default Application:
- E-mail Address:
- ☒ Show Reminders when entering company
- ☐ Inactive (highlighted with a red box)

At the bottom, there are buttons for Find (F9), Save (F10), Cancel, Delete (F6), and Exit (Esc).


Only the Admin user can tick or clear this box. The Admin user cannot be made inactive—the box is always read-only and unticked for their user account.

A **User Status** column has been added to the User Security report, indicating whether each user on the report is active or inactive.

## Updates to the Pay Details View

This release adds the following columns to the Pay Details window (opened from the Pay List report view):

- Wage Hours
- Annual Leave Hours
- Annual Leave Amount
- Sick Leave Hours
- Sick Leave Amount
- Carer's Leave Hours
- Carer's Leave Amount
- Lieu Time Worked
- Lieu Time To Reduce
- Long Service Leave Hours
- Long Service Leave Amount
- RDO Entitlement
- Unpaid Hours

To see these columns, click the **Show/Hide Columns** button (  ) on the Pay Details window and tick the boxes for the columns you want to see.



# Resolved Issues

The following issues have been addressed in this release:

Problem Record	Description
CE00014195 CE00013935	Changing the <b>Type</b> on the default Tax on ETP Deduction to "PAYG" would result in the PAYG on ETP amount being doubled up on reports. This has been resolved; the Tax on ETP Deduction's type cannot be changed from "Normal".
CE00014867 CE00014514	Entering a pay with negative Annual Leave hours resulted in an incorrect leave balance for the affected employee, in that, in some cases, the contra effect to the carry-over value that naturally occurs when leave is taken was not reversed cleanly/reinstated fully. This has been resolved.
CE00014871 CE00014757	When terminating an employee who was ordinarily entitled to RDOs, the employee incorrectly accrued RDOs on the Annual Leave being paid out. This has been resolved.
CE00015039 CE00014881	The payslip preview opened from the Current Pay was displaying as per the configured report options (e.g. showing or hiding certain leave entitlements) for the Administrator user only. This has been resolved; the preview opened from the Current Pay now displays as per the configured report options for the currently logged in user.
CE00014195 CE00013935	The <b>Taxable</b> and <b>Non-Taxable</b> settings for the default/system-generated Allowances were editable. As editing these options could result in the system behaving incorrectly, these settings are now read-only for system-generated Allowances.
CE00015736 CE00015693	This release increases the length of the <b>Total PAYG Deduction</b> field on the PAYG window of the Current or Standard Pay to 7.2 characters.
CE00016747 CE00016683	When processing a One Off Pay, the <b>Payment Due Date</b> on the Direct Credit Transfer screen defaulted to the Pay Period End Date instead of the Physical Payment Date. This has been resolved.
-	In some cases, the calendar that opens when a user clicks <b>Dates Taken</b> in a pay would open at the wrong year. This has been resolved: now, if the date from the pay table is 60 days before or after the current date, the calendar shows the current month; otherwise it shows the month of the pay's end date.

# Known Issues

The following Known Issues have been identified in this release.

## Error 2066 in a networked environment

The FoxPro error: “2066/Index file [filename].CDX is corrupt. Please rebuild it” can occur persistently on network systems that have a Server 2008 operating system with workstations running Windows Vista, Windows 7 or 2008 Terminal Server; or peer-to-peer networks where the server/workstation is running a Windows Vista or Windows 7 operating system, and one or more other workstations are also using a Windows Vista or Windows 7 operating system.

For information on this issue and suggested workarounds, see the following articles on the MYOB Enterprise Knowledgebase:

- [What to do when getting an Error 2066 message](#)
- [Consistent error 2066 in a networked environment](#)